

Scaled data based on original data using  
LM-79-08 Approved Method: Electrical and Photometric Measurements of Solid-  
State Lighting Products

Test Report Prepared for  
Cooper Lighting Solutions  
(formerly Eaton)

Brand: STREETWORKS

Report Number: P940873

Luminaire Tested: **GLAN-SB4A-927-U-T1**

Issue Date: 1/21/2025

**Test Information**

Test Method: LM-79-08  
Report Number: P940873  
TEST IS SCALED FROM IESNA LM-79-08 TEST DATA (G2-2405-108-2)  
Test Lab: INNOVATION CENTER  
Issue Date: 1/21/2025  
Manufacturer: COOPER LIGHTING SOLUTIONS (FORMERLY EATON)  
Product Line: STREETWORKS  
Catalog Number: GLAN-SB4A-927-U-T1  
Description: GALLEON AREA AND ROADWAY HIGH DENSITY LED LUMINAIRE  
(4) 90 CRI, 2700K, 350mA LIGHTSQUARES WITH 26 LEDS EACH AND TYPE I OPTICS  
Light Source: -  
Ballast/Driver: -

**Summary**

Lumens per Lamp: N/A  
Luminaire Lumens: 10826 lumens  
Efficiency: N/A  
Efficacy: 95.0 lumens/watt  
Luminous Opening: Rectangular (W 1' x L: 1' x H: 0')  
IES Classification: Type I - Short  
BUG Rating: B3 - U0 - G3

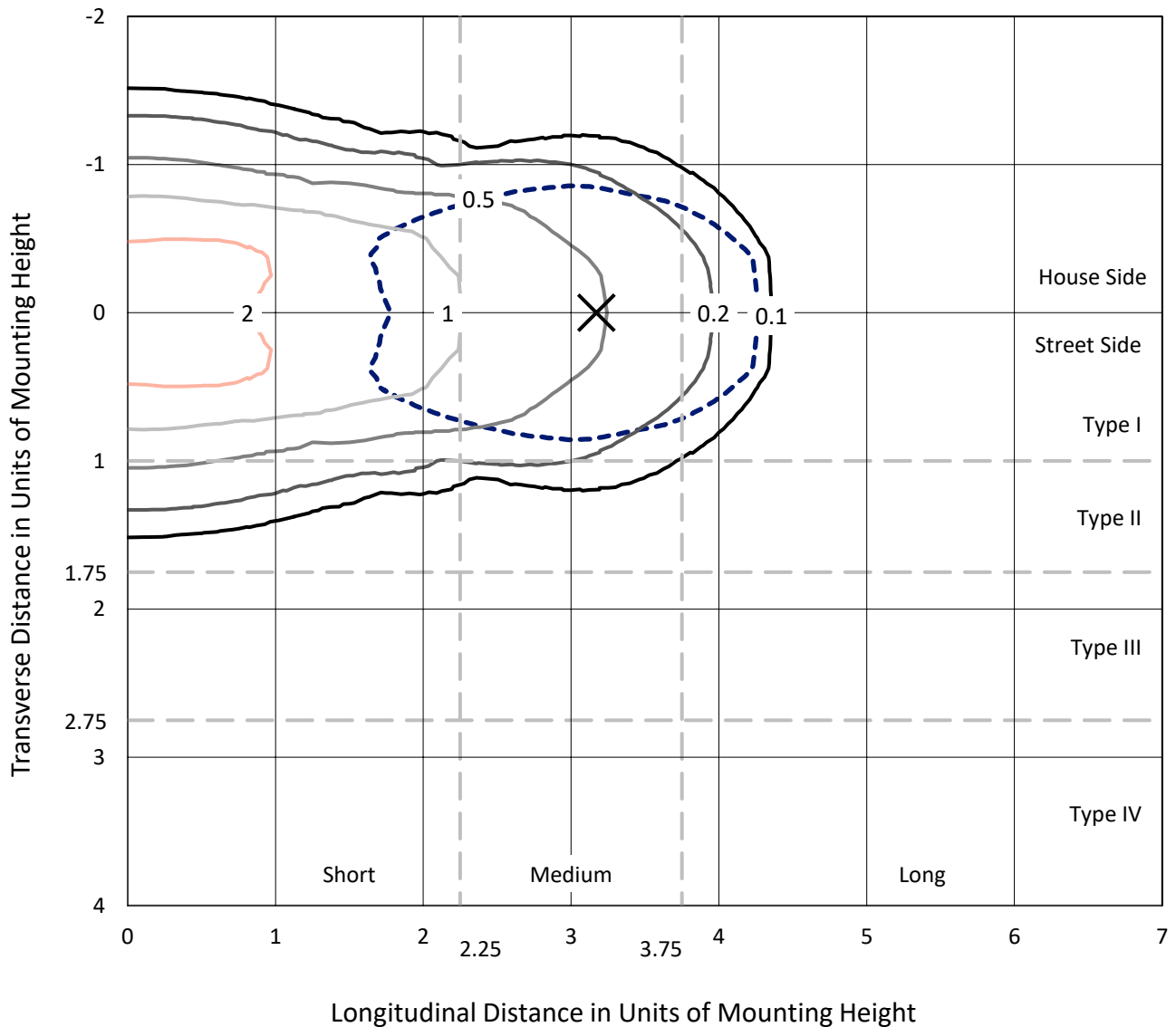
Input Watts (W): 114  
Input Voltage (V): NR  
Input Current (Ain): NR  
Voltage Rise (V): NR  
Power Factor: NR  
Total Harmonic Distortion (THDi): NR  
Frequency (hertz): 60  
Stabilization Time: NR  
Operation Time: NR  
Ambient Temperature (°C): NR  
Test Distance: 24 FT



REPORT NUMBER: P940873  
 CATALOG NUMBER: GLAN-SB4A-927-U-T1

### Iso-Footcandle Lines of Horizontal Illumination

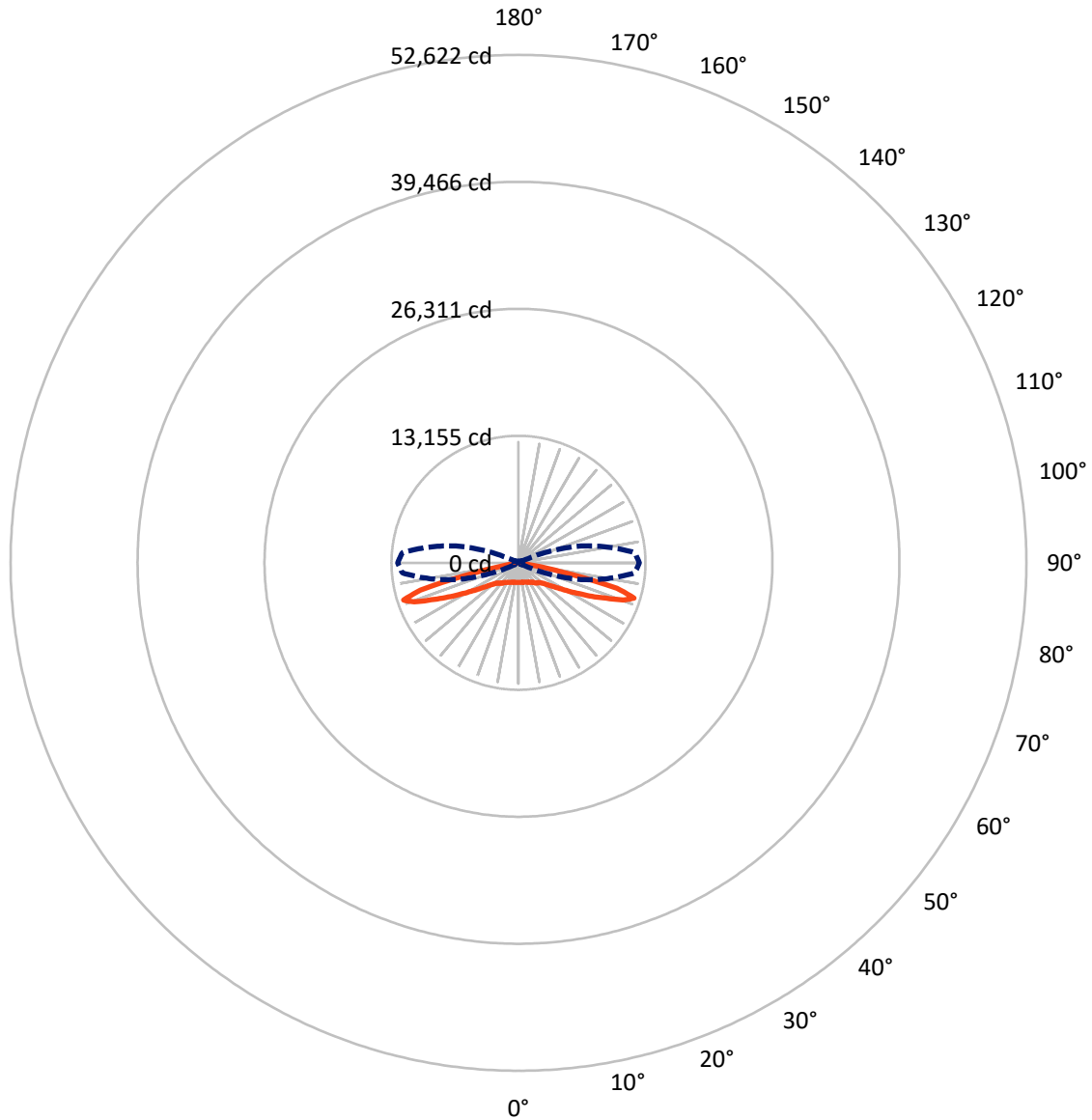
× Max cd  
 - - - 1/2 Max cd



Based on 25 foot mounting height. Maximum calculated value = 3.2 fc  
 Type I - Short - N/A

REPORT NUMBER: P940873  
CATALOG NUMBER: GLAN-SB4A-927-U-T1

### Luminous Intensity Polar Plot



— Vertical Plane Through 90-Deg Lateral      - - - Horizontal Cone Through 72.5-Deg Vertical

REPORT NUMBER: P940873  
 CATALOG NUMBER: GLAN-SB4A-927-U-T1

**FLUX DISTRIBUTION:**

		Downward	Upward	Total
<b>House Side</b>	Lumens	5413.0	0.0	5413.0
	% Fixture	50.0	0.0	50.0
<b>Street Side</b>	Lumens	5413.0	0.0	5413.0
	% Fixture	50.0	0.0	50.0
<b>Total</b>	Lumens	10826.0	0.0	10826.0
	% Fixture	100.0	0.0	100.0

**ZONAL LUMENS:**

Zone	Lumens	% Fixture
0°-10°	196.1	1.8
10°-20°	599.7	5.5
20°-30°	1000.0	9.2
30°-40°	1375.3	12.7
40°-50°	1679.7	15.5
50°-60°	1942.7	17.9
60°-70°	2316.4	21.4
70°-80°	1616.7	14.9
80°-90°	99.3	0.9
90°-100°	0.0	0.0
100°-110°	0.0	0.0
110°-120°	0.0	0.0
120°-130°	0.0	0.0
130°-140°	0.0	0.0
140°-150°	0.0	0.0
150°-160°	0.0	0.0
160°-170°	0.0	0.0
170°-180°	0.0	0.0
0°-90°	10826.0	100.0
0°-180°	10826.0	100.0

**Coefficient of Utilization**



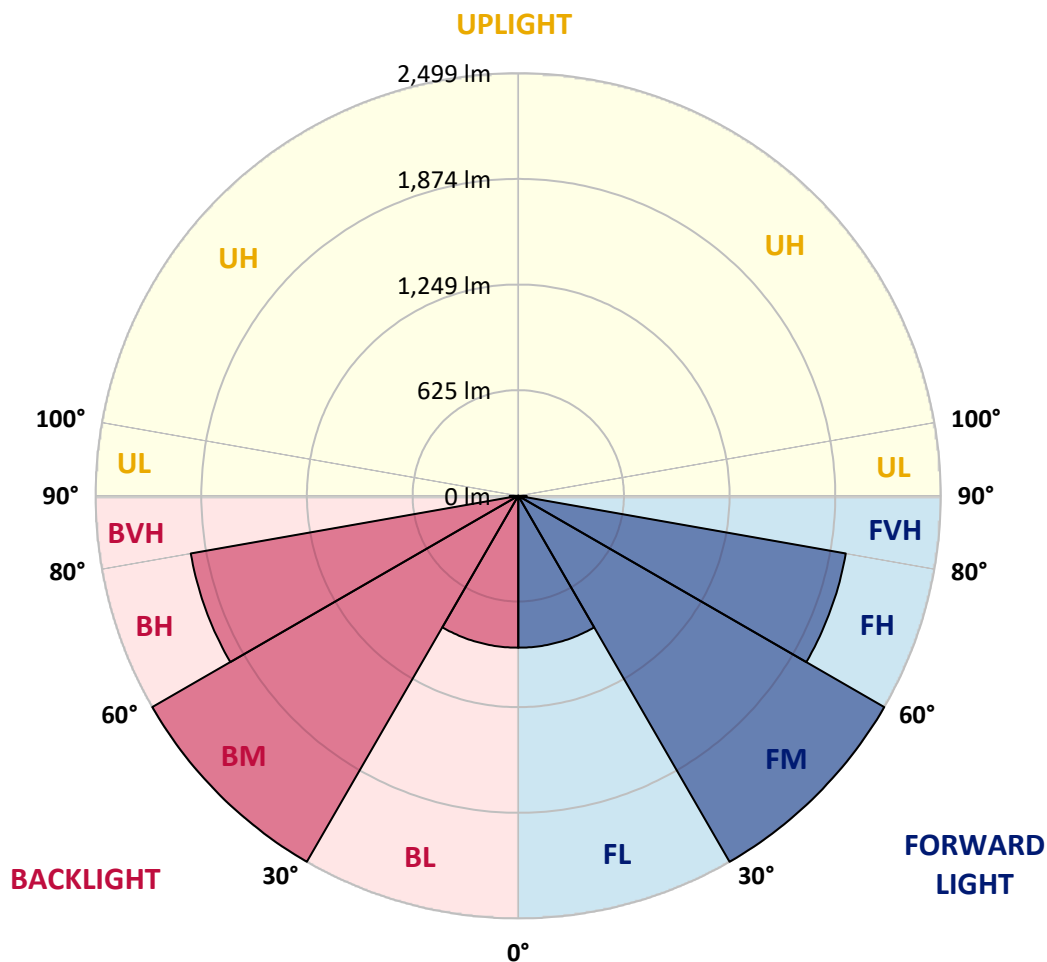
REPORT NUMBER: P940873  
 CATALOG NUMBER: GLAN-SB4A-927-U-T1

**LUMINAIRE CLASSIFICATION SYSTEM LUMEN TABLE AND BUG RATING:**

Zone	Lumens	% Fixture	Zone Rating/Lumen Limit		
			B	U	G
FL (0°-30°)	898.0	8.3			
FM (30°-60°)	2498.9	23.1			
FH (60°-80°)	1966.5	18.2			G2/5000
FVH (80°-90°)	49.6	0.5			G1/100
BL (0°-30°)	898.0	8.3	B2/1000		
BM (30°-60°)	2498.9	23.1	B2/2500		
BH (60°-80°)	1966.5	18.2	B3/2500		G3/2500
BVH (80°-90°)	49.6	0.5			G1/100
UL (90°-100°)	0.0	0.0		U0/0	
UH (100°-180°)	0.0	0.0		U0/0	

**BUG Rating: B3-U0-G3**

Type I Short



REPORT NUMBER: P940873  
 CATALOG NUMBER: GLAN-SB4A-927-U-T1

**CANDELA DISTRIBUTION (FULL):**

	0°	5°	15°	25°	35°	45°	55°	65°	75°	85°
0°	2023.0	2023.0	2023.0	2023.0	2023.0	2023.0	2023.0	2023.0	2023.0	2023.0
2.5°	2024.7	2027.0	2027.0	2025.3	2029.3	2025.8	2025.8	2024.1	2025.8	2024.1
5°	2035.0	2037.9	2039.1	2038.5	2043.7	2040.8	2040.8	2038.5	2039.1	2037.3
7.5°	2054.6	2058.6	2060.9	2063.8	2071.3	2067.8	2065.5	2058.6	2055.7	2051.1
10°	2060.9	2065.5	2073.0	2088.0	2105.2	2105.8	2098.9	2081.6	2068.4	2058.0
12.5°	2041.4	2047.7	2063.2	2093.7	2132.3	2147.8	2136.9	2108.1	2082.2	2063.8
15°	2016.6	2023.5	2047.1	2093.1	2150.1	2186.4	2185.2	2147.2	2105.8	2077.0
17.5°	1978.1	1985.0	2018.9	2083.4	2163.9	2223.8	2239.9	2200.7	2142.6	2104.1
20°	1908.5	1914.8	1962.0	2052.3	2168.5	2263.5	2305.5	2270.9	2198.4	2146.1
22.5°	1818.1	1827.9	1883.1	1998.8	2157.6	2304.9	2380.2	2356.7	2263.5	2191.0
25°	1721.5	1731.8	1796.3	1933.2	2129.4	2334.8	2468.9	2453.9	2337.1	2246.8
27.5°	1638.0	1649.0	1719.2	1868.2	2085.7	2346.3	2556.3	2563.8	2426.3	2308.3
30°	1572.4	1582.8	1657.6	1815.8	2029.3	2334.8	2632.8	2684.6	2517.2	2361.8
32.5°	1500.5	1513.8	1592.6	1752.0	1962.5	2307.2	2699.6	2815.2	2622.5	2419.4
35°	1409.6	1421.7	1504.6	1664.5	1875.1	2262.9	2755.4	2960.2	2773.2	2506.8
37.5°	1299.2	1310.7	1392.9	1555.2	1788.2	2200.7	2798.0	3123.6	2952.7	2632.8
40°	1188.1	1199.0	1276.1	1433.2	1684.1	2121.3	2812.9	3283.6	3158.7	2806.0
42.5°	1086.3	1096.1	1166.8	1313.0	1567.3	2020.1	2793.4	3422.8	3343.4	2926.8
45°	992.5	1001.1	1063.8	1200.2	1445.9	1896.9	2734.7	3572.4	3563.2	3013.1
47.5°	885.5	894.1	959.1	1090.9	1324.5	1752.5	2635.1	3719.7	3868.7	3208.8
50°	754.9	762.3	829.1	964.9	1198.5	1598.9	2497.0	3835.3	4254.2	3505.1
52.5°	600.1	608.2	673.2	809.0	1048.9	1433.8	2315.2	3910.7	4699.5	3937.7
55°	446.5	452.2	508.6	630.6	863.6	1245.6	2087.4	3932.0	5204.7	4529.2
57.5°	323.9	327.4	363.6	454.5	654.8	1010.3	1810.6	3876.8	5805.9	5287.5
60°	262.4	263.5	274.4	314.7	455.1	744.5	1476.4	3686.9	6458.4	6265.1
62.5°	238.2	238.2	241.1	252.0	307.8	491.4	1071.9	3293.3	7158.0	7500.3
65°	221.5	221.5	222.7	227.8	242.8	313.0	676.6	2652.4	7747.7	8947.4
67.5°	206.6	207.1	206.6	208.3	216.9	231.3	392.4	1831.9	8065.3	10446.7
70°	191.0	192.2	189.3	189.3	196.2	196.8	245.7	1004.6	7801.8	11703.3
72.5°	172.6	174.3	169.7	168.6	173.8	171.5	184.7	482.1	6698.3	12078.5
75°	156.5	158.8	148.4	145.6	145.6	143.8	150.2	247.4	4347.4	9853.0
77.5°	142.1	146.7	130.0	120.8	118.5	113.3	122.6	151.3	1901.6	4625.9
80°	117.4	123.7	107.0	96.1	92.1	86.3	96.7	105.9	565.6	1074.2
82.5°	87.5	90.3	75.9	68.5	65.0	61.0	72.5	73.6	184.1	380.3
85°	55.8	57.0	46.6	40.3	38.5	36.8	46.0	40.3	70.2	279.6
87.5°	19.6	22.4	17.8	16.1	17.3	14.4	21.3	12.1	19.6	197.3
90°	0.0	0.0	0.0	0.0	0.0	0.0	0.0	0.0	0.0	0.0

(END C

90°

2023.0  
2024.1  
2037.3  
2051.1  
2056.3  
2060.9  
2072.4  
2097.7  
2136.3  
2177.7  
2228.4  
2288.8  
2333.6  
2383.7  
2467.1  
2579.9  
2749.6  
2854.3  
2915.3  
3096.0  
3363.5  
3763.4  
4311.1  
5013.1  
5919.3  
7037.2  
8361.7  
9814.4  
11537.0  
12515.7  
10538.8  
4529.8  
1028.7  
429.8  
406.2  
244.5  
0.0

OF REPORT)